

# CUSTOMISATION OF TALLY PRIME FOR EXTENDED PRODUCER RESPONSIBILITY (EPR) IN INDIA



Customisation Developed & Manual Prepared By:

CA. Nirmal Ghorawat  
C/o N GHORAWAT & CO  
*CHARTERED ACCOUNTANTS*

B-515, SNS Atria, Maharana Pratap Road,  
Vesu, Surat – 395 007 Gujarat India  
[www.canirmalg.com](http://www.canirmalg.com) | [innovation@canirmalg.com](mailto:innovation@canirmalg.com)  
+91-99789-18369 | +91-63553-40820

Intended For Private Circulation Only

**Note:**

Version: Nirmal Ghorawat / CPCB EPR / 1.1 / September-2024

Tally, TallyDeveloper, TallyPrime, TallyPrimeDeveloper, TallyPrime Server, etc are either registered trademarks or trademarks of Tally Solutions Pvt. Ltd. in India and/or other countries. All other trademarks are properties of their respective owners.

### Introduction

The Plastic Waste Management Rules and Extended Producer Responsibility (EPR) for Plastic Packaging, the Producers, Importers & Brand-Owners are obligated to file annual returns by 30th June, every Financial Year on the plastic packaging waste collected and processed towards fulfilling obligations under Extended Producer Responsibility with the CPCB or SPCB.

The EPR Module Add-on for TallyPrime developed by us enables the User EPR to:

1. Enter Statutory Credentials of EPR such as EPR Reg No & Date in PAN/CIN Details.
2. EPR Registration & related Details of Customers / Supplier during Ledger Creation / Alteration., viz EPR Registration Status, EPR No, Entity Type
3. Capture / Verify ~ Customer / Supplier Details during voucher Entry ~ EPR Registration Status, EPR No, Entity Type, Bank Account No & IFSC Code
4. Capture ~ EPR Details viz., Plastic Material Type, Plastic Material Category, Total quantity (in Tons), per centage of Recycled Material and GST paid.
5. Auto Save Sales and Purchase Invoice to PDF format on Create / Alter and Accept Voucher.
6. Reporting of Sales & Purchase of EPR as per CPCB pro forma for **BULK UPLOAD**.
7. Summary of Category wise Plastic – Sales, Purchase and Consolidated.

BULK UPLOAD / ROBOTIC PROCESS AUTOMATION (RPA) FEATURE AS PROVIDED BY CPCB

### Bulk Upload Feature

The Producers, Importer and Brand Owners can use the CPCB-BOT to upload the individual transactions. CPCB-BOT is a Robotic process automation (RPA) technology that can be used for PIBO operations.

## Steps to download the CPCB-BOT

Step 1: Go to the website <https://eprplastic.cpcb.gov.in/>

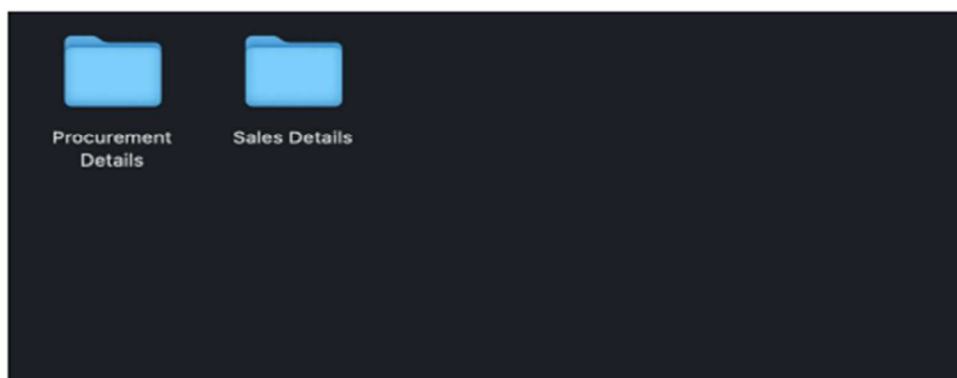
Step 2: Go to the tab **Bulk Upload – PIBO**

Step 3: Click here [CPCB-BOT \(v1\).zip](#) to download CPCB-BOT(v1)

**BOT folder can be saved in any drive on your computer.**

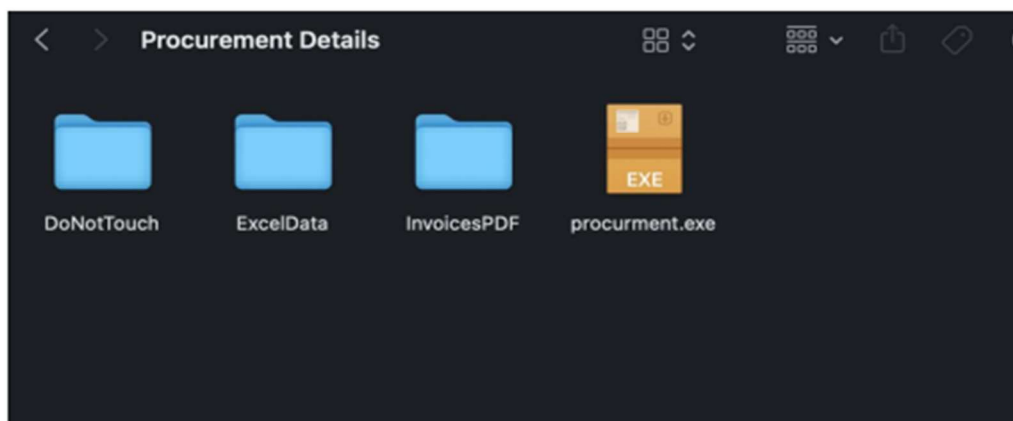
## Folder Structure of the CPCB-BOT

### Main Folder



- Folder “Procurement Details” is for uploading Procurement data
- Folder “Sales details” is for uploading sales data

### Procurement Details



### Steps to use the CPCB-BOT for Sales Transactions

- Step 1: Extract the **CPCB-BOT(v1).zip** file to any location.
  - Step 2: Go to the **Sales Details** Folder.
  - Step 3: Go to the **Excel Data** Folder.
  - Step 4: Open and fill up the **SalesData.xlsx** file and close the file.
  - Step 5: Copy and paste all the invoice pdf copies inside the **InvoicesPDF** folder.
  - Step 6: Double-click and run the **sales.exe** file.
  - Step 7: Enter the EPR Portal Login credentials and OTP and wait.
  - Step 8: Wait for the CPCB-BOT to upload all the transactions.
  - Step 9: After the transactions have been uploaded, double-click and run the **invoiceUpload.exe** file.
  - Step 10: Enter the EPR Portal Login credentials and OTP and wait.
  - Step 11: Wait for the CPCB-BOT to upload all the pdf invoice files.
- 

### Steps to use the CPCB-BOT for Procurement Transactions

- Step 1: Extract the **CPCB-BOT(v1).zip** file to any location.
- Step 2: Go to the **Procurement Details** Folder.
- Step 3: Go to the **Excel Data** Folder.
- Step 4: Open and fill up the **ProcurmentData.xlsx** file and close the file.
- Step 5: Copy and paste all the invoice pdf copies inside the **InvoicesPDF** folder.
- Step 6: Double-click and run the **procurment.exe** file.
- Step 7: Enter the EPR Portal Login credentials and OTP and wait.
- Step 8: Wait for the CPCB-BOT to upload all the transactions.

Detailed User Guide ::

1. Load CPCB EPR Module : ADD ON

F1: HELP → O (TDLs & AddOns) → F4

TDL Configuration		
Load selected TDL files on startup : Yes		
TDL Path	File Name	Load TDL
G:\TDL-DEVELOPMENT\TDL-TRIAL PROJECTS\CPCB EPR MODULE	CPC EPR 1.txt	<input checked="" type="checkbox"/>

2. ENABLE CPCB EPR Module : ADD ON

F1: HELP → O (TDLs & AddOns) → F6

## Add-On Features

Enable CPCB EPR Module	? <input checked="" type="checkbox"/> Yes
Print CPCB EPR No on Invoices	? <input type="checkbox"/> No

3. Statutory Credentials of EPR.

This Add on captures the following statutory credentials:-

Election Commission of India (ECI) Registration No.

Navigation → F11 (FEATURES) → CTRL + I (MORE DETAILS) → PAN / CIN DETAILS – ENTER <--|

PAN/CIN Details	
<b>Income Tax Numbers</b>	
PAN/Income tax no.	: <input type="text"/>
<b>MCA Registration Numbers</b>	
Corporate Identity No. (CIN)	:
<b>CPCB EPR Registration Numbers</b>	
CPCB EPR No	: 123545678
CPCB EPR Date	: 1-4-2022

4. LEDGER – SUPPLIER (SUNDRY CREDITORS) OR CUSTOMER (SUNDRY DEBTOR) – CREATE OR ALTER

Navigation → Gateway of Tally→ “C” CREATE --> LEDGER

Navigation → Gateway of Tally→ “A” ALTER --> LEDGER

**Ledger Alteration**

Name : **Bharat Eastern Trade House**  
(alias) :

Under : **Sundry Debtors**  
(Current Assets)

**CPCB EPR Details**

EPR Status : **Registered**  
EPR No : **4651347832**  
EPR Entity Type : **Importer**

5. SALES or PURCHASE VOUCHER ENTRY

Navigation → Gateway of Tally→ “V” VOUCHER → F8 (SALES VOUCHER)

Navigation → Gateway of Tally→ “V” VOUCHER → F9 (PURCHASE VOUCHER)

**Party Details**

Buyer (Bill to) : **Bharat Eastern Trade House**  
Mailing Name : **Bharat Eastern Trade House**  
Address : **Surat**

PIN Code : **394210**  
State : **Gujarat**  
Country : **India**  
Party Mobile : **8877665544**  
GST Registration type : **Regular**  
GSTIN/UIN : **24SDCPB2145S1ZP**

Place of Supply : **Gujarat**  
EPR Reg Status : **Registered**  
EPR No : **4651347832**  
EPR Entity Type : **Brand Owner**  
Bank Account No : **02620300005712**  
Bank IFS Code : **BARB0PARSIS**

If you want to enter details of EPR Sales / Purchase then:-

Provide EPR Details (Yes/No)? --> Set as **Yes**

Provide EPR Details? (Yes / No) : No  
 Invoice PDF Folder Path : E:\ProgramFiles\Nirmal Enterprise Trial\Sales Invoice\  
 Narration:

NEW FORM WILL POPUP FOR DETAILS OF EPR PLASTIC MATERIAL

Plastic Material Type	Other Plastic Material Type	Plastic Category	CAT I Container Capacity	Total Qty (Tons)	Of Which Recycled %	GST Paid
HDPE		CAT I RIGID PLASTIC	♦ Not Applicable	0.001	10 %	15.00
♦ End of List						

Various Dropdown Lists have been provided to capture correct data and faster data entry.

Plastic Material Type	Other Plastic Plastic Material
HDPE	◆ End of List
◆ End of List	HDPE
	LDPE
	LLDPE
	MLP
	OTHERS
	PBAT
	PET
	PLA
	PP
	PS



Plastic Category	CAT I Container	Total
	Plastic Category	
<b>CAT I RIGID PLASTIC</b>	CAT II FLEXIBLE PLASTIC CAT III MULTILAYERED PLASTIC CAT I RIGID PLASTIC CAT IV COMPOSTABLE PLASTIC	

CAT I Container Capacity	Total Qty (Tons)	Of Wt
	Container Capacity	
<b>♦ Not Applicable</b>	♦ Not Applicable =< 0.9L > 0.9L and =< 4.9L > 4.9L	

## 7. CPCB PROFFORMA EPR REPORTS

Navigation →

GATEWAY OF TALLY → DISPLAY MORE REPORTS → CPCB EPR REPORTS (UNDER HEAD STATUTORY)

OR

GATEWAY OF TALLY MENU → D + P KEYSTROKES





## SALES – AS PER BULK UPLOAD EXCEL PROFORMA BY CPCB

EPR Sales Report								Nirmal Enterprise Trial	
Sr. No.	Registration Type	Registration Type(if registered)	EPR Registration number	Entity Type	Name of the Entity	Address	State	Mobile Number	
1	Registered	Registration Number	4651347832	Importer	Bharat Eastern Trade House	Surat PIN 394541	GUJARAT	8877554466	

Plastic Materials Type	Other Plastic Material Type	Category of Plastic	CAT I Container Capacity	Financial Year	GST	Bank account number	IFSC Code	GST Paid
HDPE		CAT I	=< 0.9L	2023-24	24SDCPB2145S1ZP	02620300005712	BARB0PARSIS	15.00

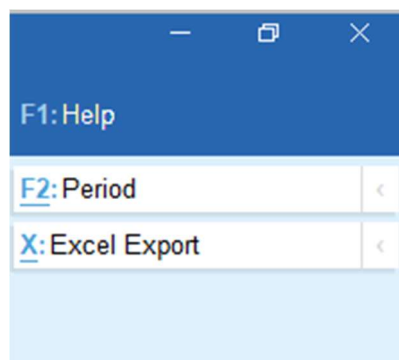
Nirmal Enterprise Trial								X
GST E-invoice Number	Total Plastic Quantity (in Tons)	% Recycled Plastic Content	Generated Invoice Number (BLANK)	File Name(Please Mention actual file name of pdf)	Is Invoice Uploaded	Voucher Master ID		
	0.001	10 %		KE-S-0001.pdf		ID:61		

SCROLL / PRESS ENTER KEY TO GO TO SELECTED VOUCHER → ALTER / DISPLAY or ALT+P to PRINT DONATION RECEIPT

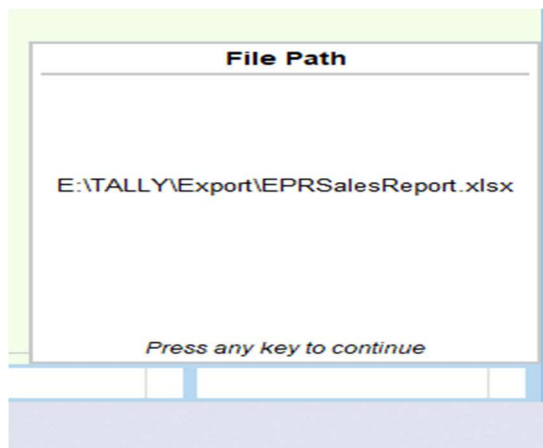
TO EXPORT TO EXCEL

Navigation →

ALT+ X



## OUTPUT FILE PATH DISPLAY AS MESSAGE BOX



EPRSalesReport19092024 - Excel

File Home Insert Page Layout Formulas Data Review View Developer Help Tell me what you want to do

Clipboard Font Alignment Number Styles Cells Editing Add-ins Adobe Acrobat

A1 X ✓ fx Sr. No.

Sr. No.	Registration Type	Registration Type (if registered)	EPR Registration number	Entity Type	Name of the Entity	Address	State	Mobile Number	Plastic Materials Type	Other Plastic Material Type	Category of Plastic	CAT I Container Capacity	Financial Year	GST	Bank account number	FSC Code	GST Paid	GST E-invoice Number	Total Plastic Quantity (in Tons)	% Re
1	Registered	Registration Number	4651047832	Importer	Bharat Eastern Trade House	Surat PIN 394541	GUJARAT	8877554466	HDPE		CAT1		2023-24	24SDCPBC2455102	02620300005712	BARBIOPARSIS	15.00		0.001	

Export File Path is E:\Program Files\Nirmal Enterprise Trial\CPCB\

PURCHASE / PROCUREMENT – AS PER BULK UPLOAD EXCEL PROFORMA  
BY CPCB

TallyPrime  
**SILVER**

MANAGE

K: Company

Y: Data

Z: Exchange

G: Go To

EPR Purchases Report

Nirmal Enterprise Trial

	Sr. No.	Registration Type	Entity Type	Name of the Entity	State	Address	Mobile Number	Plastic Materials Type	Other Plastic Material	Category of Plastic	CAT I Container	Financial Year

O: Import

E: Export

M: Share

P: Print

F1: Help

X

F2: Period

X: Excel Export

Date( ddmmy-yyy)	Total Plastic Quantity	% Recycled Plastic	GST	GST Paid	GST E-invoice Number	Pdf Name	Voucher Master ID

## SALES SUMMARY / PURCHASE SUMMARY

Nirmal Enterprise Trial		
Plastic Category Type	Plastic Quantity (in Tons)	
<b>CAT I RIGID PLASTIC</b>	0.004	
<b>CAT III MULTILAYERED PLASTIC</b>	0.016	
<b>CAT IV COMPOSTABLE PLASTIC</b>	0.006	
<b>CAT II FLEXIBLE PLASTIC</b>	0.005	
Export File Path is E:\ProgramFiles\Nirmal Enterprise Trial\CPCB\		

## NET OR CONSOLIDATED SUMMARY

e		
G: Go To		
Nirmal Enterprise Trial		
Plastic Category Type	Purchase - Plastic Quantity (in Tons)	Sale - Plastic Quantity (in Tons)
<b>CAT I RIGID PLASTIC</b>		0.004
<b>CAT II FLEXIBLE PLASTIC</b>		0.005
<b>CAT III MULTILAYERED PLASTIC</b>		0.016
<b>CAT IV COMPOSTABLE PLASTIC</b>		0.006
Export File Path is E:\ProgramFiles\Nirmal Enterprise Trial\CPCB\		